

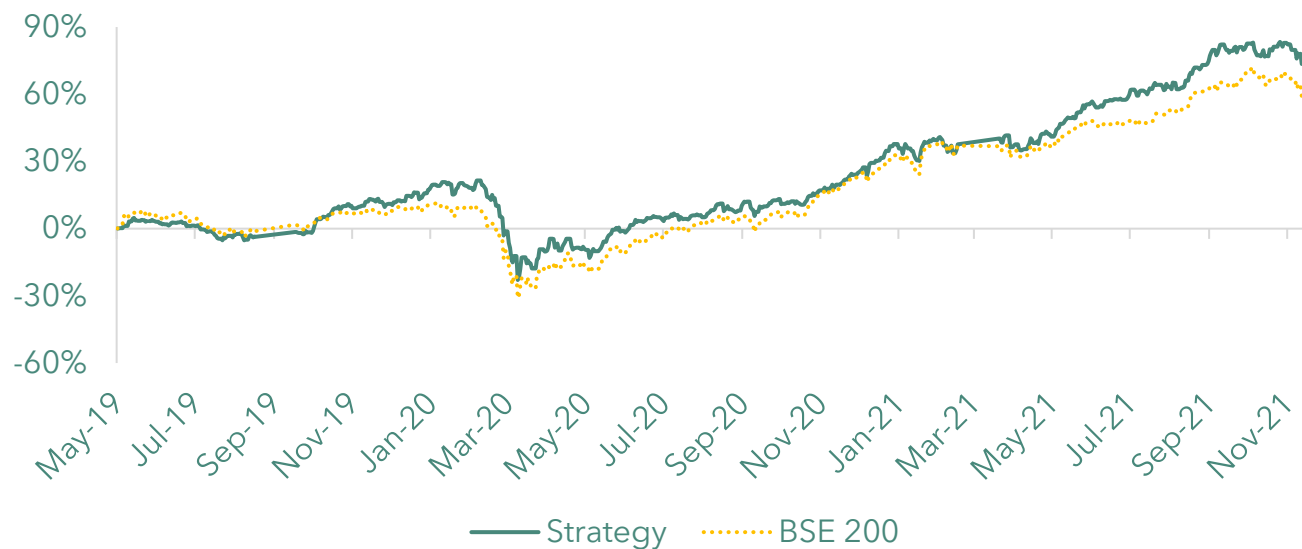


CARNELIAN COMPOUNDER STRATEGY

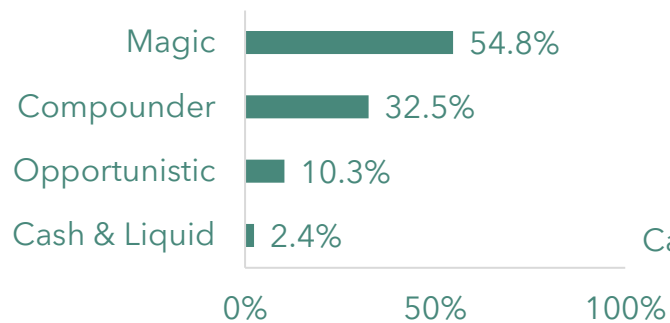
DECEMBER, 2021

Capital Compounder Strategy portfolio attributes

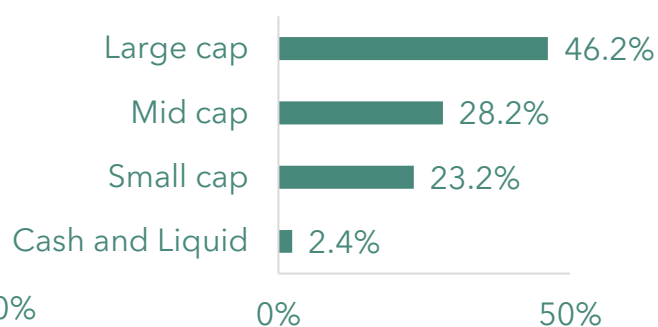
Performance chart since inception



Basket Allocation



Market cap allocation



Cumulative Performance (%)

Return	1M	3M	Inception CAGR	Inception Absolute
Strategy	-1.8%	2.4%	24.2%	73.6%
BSE 200	-3.3%	0.0%	19.8%	58.5%

Above mentioned returns are at strategy level, post management fees and pre tax.

Portfolio Fundamentals

Portfolio ROE FY24E	20%
Portfolio Earning CAGR (FY21-24)	23.3%
Portfolio PE FY24E	23.6X
Portfolio Beta	0.85
Sharpe Ratio	1.15
PEG Ratio	1.0
Positive alpha / total month	68%
Max. Drawdown from inception	-23%
Max. Drawdown from peak	-38%

Size	% Deployed	Average Market Cap*
Large cap	46.2%	49,019
Mid cap	28.2%	4,123
Small cap	23.2%	724
Cash and Liquid	2.4%	-
Total	100.0%	23,982

*Market cap is in USD mn.

All the details are at strategy level. Individual portfolio may differ

